

Note: This report reflects election results from the general election held November 2, 2004, and the special elections held November 22, 2005, and December 27, 2005.

### Women in the Minnesota Legislature, Senate and House, 2006

#### Legislature

As a result of the special elections held November 22, 2005, and December 27, 2005, women were elected to hold 63 (31.1%) of the 201 seats in the Legislature in 2006. This sets a new historic high number\* of women elected to the Minnesota Legislature.

As a result of the 2004 general election, women were elected to hold 60 (29.9%) of the 201 seats in the 2005 Legislature. This was a gain of six seats from the 2002 general election when 54 (26.9%) of the 201 legislators elected were women. The highest number of women elected to the Legislature in a general election was 61 (30.3%) women elected in 1996.

#### Senate

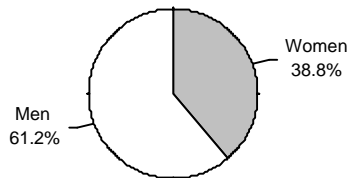
As a result of the special elections held November 22, 2005, and December 27, 2005, women were elected to hold 26 (38.8%) of the 67 seats in the Minnesota Senate, setting a new historic high number\* of women elected to that body. The highest number of women elected to the Senate in a general election was 23 (34.3%) women elected in both 2000 and 2002.

#### House

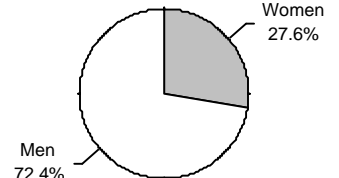
Women were elected to hold 37 (27.6%) of the 134 seats in the Minnesota House of Representatives in the 2004 general election (the results of the special elections held in 2005 did not affect the number of women in the House). This was a gain of six seats from the 2002 general election when 31 (23.1%) of representatives elected were women. The historic high number of women elected to the House was reached in 1997\* and 1998\* when women were elected to hold 40 (29.9%) seats. The highest number of women elected to the House in a general election was 39 (29.1%) women elected in 1996.

\*Includes the results of special elections

Minnesota Senate, 2006

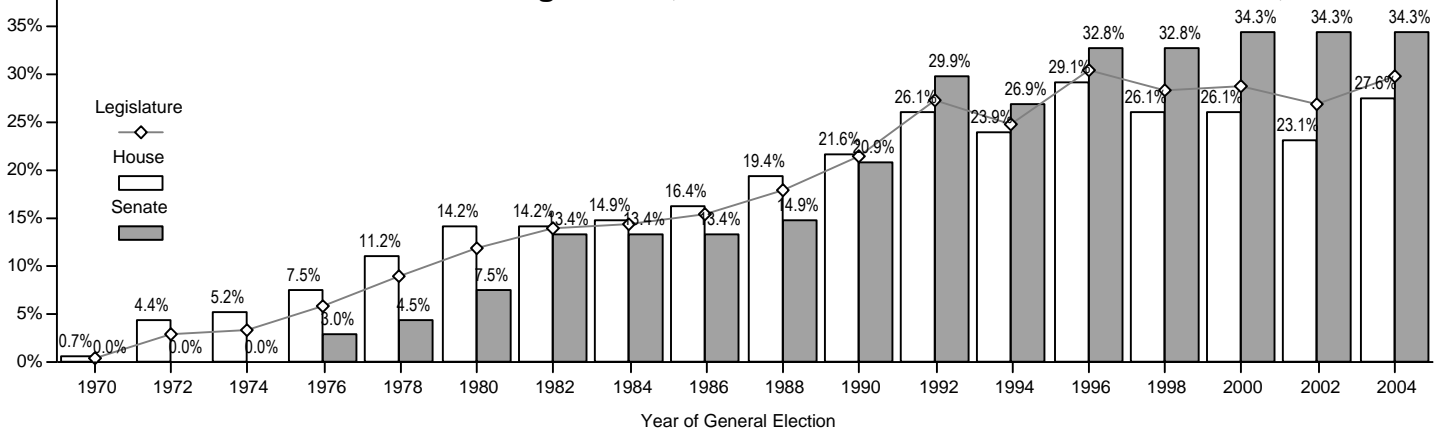


Minnesota House, 2006



Women in the Minnesota Legislature, Senate and House, 2006				
	DFL	Republican	Independence	Total
Senate	13	12	1	26
House	26	11	0	37
Legislature	39	23	1	63

### Women Elected to the Minnesota Legislature, Senate and House in General Elections, 1970-2004



In 1922, women became eligible to vote and run for election to the Minnesota Legislature. From 1922 to 1970, the percentage of the Legislature comprised by women was very low, ranging from zero to 2.5 percent. Over the next twenty years representation by women increased steadily from 3.0 percent in 1972 to 27.4 percent in 1992. In the 1996 general election, a historic high of 61 (30.4%) women were elected to the Legislature. The numbers of women elected in the 1998, 2000 and 2002 general elections were lower, at 57 (28.4%), 58 (28.9%), and 54 (26.9%), respectively. As a result of the 2004 general election, representation by women increased with the number of women elected to the Legislature rising to 60 (29.9%).

Updated January 18, 2006